




# CAMP NOARK Summer Camp 2026






# Unleash Your Adventure

Discover the Outdoors at  
Girl Scout Summer Camp

Registration opens January 12, 2026.



Green Friday Sale | November 28-December 1

**girl scouts**   
diamonds of arkansas,  
oklahoma and texas

# Dear Diamonds,

This summer marks my fifth year with Camp NOARK, and I am continually amazed by the way camp changes lives. Each season, I've had the joy of watching girls return a little taller, a little braver and a little more confident than the year before. Camp has a way of bringing out the best in every girl, giving her space to grow into herself while being surrounded by friends and mentors who celebrate her individuality.

Our staff members are at the heart of this growth. They model compassion, courage and curiosity every day, helping campers discover their own strengths in the outdoors, on the challenge course, at the archery range and around the campfire. Together, they create a place where girls feel seen, valued and proud of who they are.

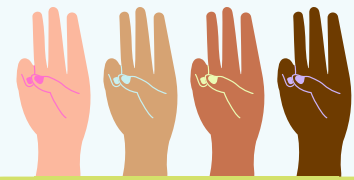
I look forward to being at camp throughout the summer, cheering on campers as they try new things and create lasting memories. Camp NOARK remains a place to unplug, to belong and to build memories that last a lifetime.

If you have any questions about our programs, please reach out. We're so excited to welcome your Girl Scout this summer and can't wait to see the adventures she takes on.

With love,  
"Hummingbird"



Teri Dyer  
Program Director



## GIRL SCOUT PROMISE AND LAW

### PROMISE

On my honor, I will try:  
To serve God\* and my country,  
To help people at all times,  
And to live by the Girl Scout Law.

\*Members may substitute for the word God in accordance with their own spiritual beliefs.

### LAW

I will do my best to be:  
honest and fair,  
friendly and helpful,  
considerate and caring,  
courageous and strong, and  
responsible for what I say and do,  
and to:  
respect myself and others,  
respect authority,  
use resources wisely,  
make the world a better place, and  
be a sister to every Girl Scout.

### Camp NOARK



Facebook.com/CampNOARK



camp@girlscoutsdiamonds.org



gsdcampnoark



(479) 310-7808

### Camp Directory

Teri Dyer, Program Director

Alisha Faulkner, Property and Risk  
Management Director

Amber Read, Equine Coordinator

## Table of Contents

Registration . . . . .	5
Lodging Units . . . . .	6
A Day in the Life . . . . .	7
Session One . . . . .	8
Session Two . . . . .	9
Session Three . . . . .	10
Session Four . . . . .	11-12
Session Five . . . . .	13-14
Leadership Opportunities . . . . .	15
Equine . . . . .	16
Day Camps . . . . .	17
Getting Ready for Camp . . . . .	18-19
Transportation . . . . .	20
Financial Information . . . . .	21
Cookies to Camp . . . . .	22
FAQ . . . . .	23
Parent Communication . . . . .	24
Save the Date . . . . .	29

## Camp Q&A

### Join Us for a Summer Camp Q&A!

January 13 | March 17 | May 12, 2026  
6:30–7:30 pm

Join our Program Director, Teri Dyer, via Teams to learn more about our 2026 summer camp sessions and get any of your camp questions answered! Learn more and register by going to the online Events Calendar.



## Five Outcomes of Camp

1

### Strong Sense of Self

Girl Scouts have confidence in themselves and their abilities; they form positive identities.

*At camp, campers are encouraged to try new activities and practice their skills. Campers have the freedom to choose extra activity rotations to add to their daily schedule.*

2

### Healthy Relationships

Girl Scouts develop and maintain healthy relationships by communicating their feelings.

*In a group living setting like camp, conflict can happen. When it does, our trained counselors discuss any disagreements with campers and help them solve their conflict constructively.*

3

### Challenge Seeking

Girl Scouts take appropriate risks, try things even if they might fail, and learn from their mistakes.

*At camp, our staff instructors are trained to supervise their specialty area and engage campers in healthy risk taking. Campers can try “challenge by choice” in an encouraging, uplifting environment.*

4

### Positive Values

Girl Scouts act ethically, honestly and responsibly, and show concern for others.

*Campers learn to share responsibility in keeping their living area clean and assisting in cleaning areas shared by all camp during daily “kapers.”*

5

### Community Problem Solving

Girl Scouts desire to contribute to the world in purposeful and meaningful ways, learn how to identify problems in the community, and create “action plans” to solve them.

*As a part of our group living environment at camp, campers create their own rules for their groups with the guidance of counselors.*

# Registration



## Registration opens January 12 | 9am

Choose the 'Events' tab on [girlscoutsdiamonds.org](https://girlscoutsdiamonds.org) to find a program.

First time visitors to the online registration portal must become a registered user by creating a profile and password when prompted during the registration process.

- ◆ Once you complete this step, your information will be stored and available for future registrations.

Choose your program, the link will direct you to register via CampDoc, then proceed through payment options.

- ◆ Be sure to complete your order. A \$50 nonrefundable deposit is due per camper, per session, at the time of registration.

You will receive an email confirming your registration.

- ◆ Programs may be canceled if the minimum number of participants is not met.
- ◆ Programs are filled on a first-registered, first-served basis. The online system indicates program capacity and remaining spaces available as well as a waitlist.
- ◆ Campers will need to register for sessions using their August 2026 grade level.

## Waitlists

Being placed on a waitlist does not guarantee placement into the program, as waitlists are dependent on cancellations. If you are removed from the waitlist and placed into a camp session, you will receive an email notification with links to make a payment. Notifications will come from [tdyer@girlscoutsdiamonds.org](mailto:tdyer@girlscoutsdiamonds.org). Please check spam/junk folders and mark this as a safe sender.

## Membership

All girls participating in summer camp programs must be a registered Girl Scout. Have no fear, it is super easy to register and only \$91. Your camper is not required to be in a troop to attend camp. Any adult spending the night for a family or troop program must be a registered Girl Scout and have an approved background check.

To complete a membership registration, visit [girlscoutsdiamonds.org/join](https://girlscoutsdiamonds.org/join)

## Health History Form

Health history forms are required for all campers. They must be completed within 12 months prior to the camper's arrival at camp. The form can be uploaded into CampDoc or bring it with you to camp. A physician's signature is required.

**NO PARTICIPANT WILL BE ADMITTED TO CAMP WITHOUT THIS COMPLETED FORM.**

**ADDITIONAL PHYSICAL REQUIREMENTS MUST BE MET FOR ALL EQUINE SESSIONS.**

## Help Us Contact You!

Opt in to texts, emails and photos in your mygs account! When registering for programs, confirm and update your email address in your registration profile on [girlscoutsdiamonds.org](https://girlscoutsdiamonds.org). All confirmations and cancellations are sent to the email address on file. To be sure you don't miss important emails regarding camp reservations, please consider adding [@girlscoutsdiamonds.org](mailto:@girlscoutsdiamonds.org) as a trusted domain.



## Lodging Units



### Friendship Lodge

*air conditioning, electricity, indoor plumbing*

This three-level bunkhouse features multiple modern bathrooms and XL twin beds.



### Troop House

*air conditioning, electricity, indoor plumbing*

This two-level bunkhouse features twin size beds or cots, indoor bathrooms and lots of space.



### Enchanted Hollow

*ceiling fans, electricity, outdoor showers and latrines*

Screened-in cabins that sleep 4 on XL twin beds.



### Daisy Patch

*outdoor showers and latrines*

Platform tents with canvas sides that sleep 4 on XL twin beds.



### Pooh Corner

*outdoor showers and latrines*

Pitched tents on platforms. Cots provided.

# A Day in the Life of a Camper

## An average day at camp? No such thing!

You and your fellow Girl Scouts will work directly with your counselors to create your ideal schedule while you adventure at Camp NOARK! Here's an example of what a day at camp might look like:



## What's on the menu?

Food is a crucial part of a great camp experience and often a top concern for both parents and campers. One of the best ways to keep campers energized and happy is by offering a high-quality food service operation.

We are excited to announce a new partnership with Arkansas Colleges of Health Education as we work together to reimagine Camp Cuisine! With their guidance, we are developing menus that support healthy choices—meals that taste great, are well-balanced, and packed with protein.

Camp Cuisine will continue to accommodate dietary needs, including dairy-free, gluten-free, and vegetarian options. With our campers' busy schedules, we want to ensure they have plenty of delicious, nutritious options to keep them fueled throughout the day.

### Sample Menu

<b>Breakfast</b>	Breakfast burritos with ground turkey, avocado and salsa (bean option)
<b>Lunch</b>	Veggie-loaded Italian beef sandwich and chopped salad
<b>Snack</b>	Morning Glory muffins w/ homemade Dole Whip
<b>Dinner</b>	Chicken spaghetti, parmesan green beans, pineapple Greek yogurt bar

6-8am | Start the Day

8am | Flag Raising

8:15am | Breakfast

9-11:45am | Activity

12pm | Lunch

1pm | Turtle Time

2-6pm | Activity

6pm | Flag Retiring

6:15pm | Dinner

7pm | Unit Time

8pm | Shower





# Session 1 | Full Camp Mode | June 7-12

## Pathfinders

### Daisy Patch | \$450

Set out on the trail to new experiences. Practice beginner compass skills to find hidden checkpoints, learn basic fire building and cook simple outdoor meals. Try target sports such as archery, experiment with woodburning projects, and enjoy group challenges that spark teamwork and camp fun.

## Into the Wild

### Pooh Corner | \$450

Packed with outdoor skills and adventure. Navigate with map and compass, tie knots and lashings to build camp gadgets and shelters, and develop fire-building skills. Add woodburning projects and practical self-defense for a confidence boost. Evenings include nature time and stories by the fire—pure camp magic.

## Bit N' Bridle


### Enchanted Hollow | \$600

This session is designed for advanced Brownie riders ready to take their horsemanship to the next level. With four full days in the barn, campers enjoy an extra day of lessons, gaining life skills and bonding with horses. Evenings are spent in Enchanted Hollow, our primitive camping unit that gives campers the feel of traditional camping - complete with electricity and fans for comfort. It's the perfect mix of rustic adventure, skill-building, and horse fun.

## Troop Camp

### June 7-9, June 10-12 | Enchanted Hollow | \$120

Experience overnight camp together as a troop with a custom schedule created from a pre-camp survey, including swimming, archery, low ropes and more. Staff lead programs and meals while troop adults supervise, with one rotation for an adults-only professional development session and concurrent staff-led activities. Bring only the number of adults required to meet Girl Scout ratio requirements, and ensure all adults are registered, background-checked members of Girl Scouts - Diamonds of Arkansas, Oklahoma and Texas.





## Session 2 | Blast from the Past | June 14-19

### **Mudstompers**

#### **Enchanted Hollow | \$450**

Get messy and embrace the outdoors with a week full of muddy fun. Splash through creeks, build forts, stomp in puddles and take on challenges that celebrate the joy of being outside. From nature play to camp traditions, it's all about adventure from the ground up.

### **Get a Clue**

#### **Daisy Patch | \$450**

Step into the shoes of a detective and take on challenges that test observation and problem-solving. Practice logic puzzles, crack codes and use teamwork on scavenger hunts. All week long, follow clues hidden in the background of camp life as a mystery unfolds, waiting to be solved.

### **Ozark Adventure**

#### **Friendship Lodge | \$600**

Design your own week of discovery and excitement. Choose from adventures such as paddleboarding, caving and ziplining, or explore waterfalls, art museums and survival skills. With the freedom to pick their path, every camper's journey is a little different, and every choice leads to new memories.

### **Bit N' Bridle**

#### **Troop House | \$565**

Get ready to ride! This welcoming session is perfect for beginner to intermediate Brownie riders ready to build confidence around horses. Over three days in the barn, campers dive into lessons, grooming, and teamwork activities that strengthen skills and friendships. Girls also have the chance to learn from and be inspired by older Riding Rookie participants, who assist during lessons as role models. Together, they create a barn community where every Girl Scout shines!

At night, campers unwind in the Troop House—a cozy space with air conditioning, a full kitchen and one and a half indoor bathrooms—perfect for riders who enjoy a little extra comfort after a day of adventure.

### **Riding Rookie**

#### **Friendship Lodge | \$565**

Saddle up for leadership! The Riding Rookie program is designed for high school Girl Scouts in grades 10 through 12 who are confident around horses and ready to take on leadership responsibilities in the barn. This session is ideal for those interested in serving as barn assistants—whether at Camp NOARK or with other equine programs—and gaining hands-on experience in equine care and large animal management.

**See more on pg. 15**



## Session 3 | Create and Tinker | June 21-26

### Gizmo Girls

**Friendship Lodge | \$450**

Dive into a week of tinkering and discovery. Build simple gadgets, try colorful science experiments and create playful projects that show off big imagination. Add camp crafts, games and songs for a bright blend of fun and invention.

### Gears & Grit

**Pooh Corner | \$450**

Bring curiosity and creativity together with hands-on projects. Design contraptions, test challenges and explore the magic of turning ideas into working inventions. With teamwork, tinkering and plenty of camp energy, it's all about building grit alongside gears.

### Steam Movers

**Daisy Patch | \$450**

Step into a world where invention meets adventure. Create projects inspired by steampunk style, explore mechanics through playful challenges and push creativity to new heights. Mix problem-solving with camp traditions for a week powered by imagination and motion.

### The Alchemists

**Troop House | \$450**

Experiment, invent and transform ideas into something extraordinary. Blend science, art and a touch of mystery in projects that challenge both creativity and skill. With space to design, build and explore, it's a week dedicated to the craft of turning imagination into reality.

### Horseback Riding

**Enchanted Hollow | \$600**

Riders will enjoy four days of hands-on horsemanship and mounted instruction tailored to their skill level while earning the Junior Horseback Riding badge. Along the way, Girl Scouts develop life skills such as responsibility, teamwork and care for animals by participating in barn routines and maintaining a safe environment—skills that extend beyond the barn. Evenings are spent in Enchanted Hollow, our primitive camping unit that offers a traditional camping experience with electricity and fans for added comfort.

### Discovery Horse

**Enchanted Hollow | \$600**

This four-day program blends traditional camp fun with immersive equine experiences. Riders learn to bond with horses, care for them responsibly and work together in a supportive environment, developing life skills such as empathy, problem-solving and collaboration. Campers also have the opportunity to trot, giving them a fun way to advance their riding skills. Lodging is in Enchanted Hollow, providing a rustic, hands-on camping experience with modern comforts such as electricity and fans.



## Session 4 | Camp Critters | June 28-July 3

### Wild Style – Mini Camp

June 28-30 | Friendship Lodge | \$200

Fashion meets forest in this nature-inspired campout where creativity runs wild. Design bold accessories, craft woodland-themed outfits and explore personal style using color, texture and natural materials. With a mix of confidence, creativity and classic camp fun, it's all about bringing the wildest looks to life.

### Creature Craze – Mini Camp

July 1-3 | Friendship Lodge | \$200

Step into the world of critters big and small. Follow tracks on nature walks, create animal-inspired crafts and play games that mimic the wild side of camp. With stories, songs and hands-on fun, it's all about discovering the creatures that call the outdoors home.

### Paws and Claws

Daisy Patch | \$450

Discover the wonders of animals through hands-on exploration. Take hikes to look for signs of wildlife, build simple bird feeders to help feathered friends and design art inspired by the natural world. With a mix of adventure and creativity, every day brings a new way to celebrate life outdoors.

### Critter Keepers

Troop House | \$450

Explore ecosystems in depth and connect with animals in creative ways. Make enrichment toys that challenge animals to play and explore, dive into conservation topics and learn how people and wildlife share habitats. Mix in outdoor challenges and camp traditions for a week that blends stewardship with fun.

### Beast Masters

Enchanted Hollow | \$450

Take animal exploration to the next level with advanced projects and leadership. Build bat or bird houses, partner with the state park to support conservation efforts, and share knowledge with younger groups through animal-inspired activities. Add time for reflection around the fire, and it's a week dedicated to protecting and celebrating the natural world.



# Session 4 | Camp Critters

## Horseback Riding

### Enchanted Hollow | \$600


Riders will enjoy four days of hands-on horsemanship and mounted instruction tailored to their skill level while earning the Junior Horseback Riding badge. Along the way, Girl Scouts develop life skills such as responsibility, teamwork and care for animals by participating in barn routines and maintaining a safe environment—skills that extend beyond the barn. Evenings are spent in Enchanted Hollow, our primitive camping unit that offers a traditional camping experience with electricity and fans for added comfort.



## Discovery Horse

### Enchanted Hollow | \$600

This four-day program blends traditional camp fun with immersive equine experiences. Riders learn to bond with horses, care for them responsibly and work together in a supportive environment, developing life skills such as empathy, problem-solving and collaboration. Campers also have the opportunity to trot, giving them a fun way to advance their riding skills. Lodging is in Enchanted Hollow, providing a rustic, hands-on camping experience with modern comforts such as electricity and fans.





This week's session has been canceled. Please explore the exciting opportunities available during our other camp weeks.

# Session 5 | Bloom & Thrive | July 5-10

## Glow Bugs

Troop House | \$450

Light up the week with fun ways to feel good inside and out. Try colorful snacks, dance under the trees, make glitter jars to calm busy minds, and dive into crafts and games that spark joy. With camp songs and laughter all around, it's all about shining bright together.

## Mood Makers

Enchanted Hollow | \$450

Discover how feelings and fun go hand in hand. Sew a bag and decorate a self-care journal. Play games that explore emotions, try simple relaxation activities, and enjoy colorful creations in both food and crafts. This is the place to learn how to understand emotions and express them with confidence.

## True Colors


Daisy Patch | \$450

Explore wellness in creative and meaningful ways. Learn skincare basics and hairstyling with heat tools, and whip up natural body scrubs. Add guided journaling and honest conversations about confidence and friendships, plus time in nature to recharge. Celebrate individuality and everything that makes each person shine.

## Unfiltered

Daisy Patch | \$450

Drop the filters and focus on real wellness. Dive into self-care with skincare routines, hairstyling with heat tools, and DIY herbal teas. Mix fitness and relaxation activities with open fireside conversations about stress, confidence, friendships and independence. Embrace bold authenticity and discover what it means to thrive.



# CANCELLED

## Little Mane Masters <sup>B</sup>

### Friendship Lodge | \$550

This inclusive, accessible, ground-focused session is designed to develop well-rounded second and third grade Brownie equestrians, starting with foundational ground lessons.

Caregivers, take note: participants will not be in the saddle!

Little Mane Masters introduces our youngest equestrians to the joys of horses in a safe, hands-on, age-appropriate way from the ground up.

Campers will be among the first to earn the new Everything Equine patch, designed specifically for younger Girl Scouts. This progressive patch program grows with participants, offering opportunities to earn additional rocker patches in areas such as equine STEM, health, communication, environment, and hippology through future summer camp sessions or individual troop, family or service unit year-round bookings (see additional equine opportunities section below).

## Participants of these programs will:

(tailored to age level and abilities)

- ◆ Learn basic horse care and ground handling through fun, accessible activities
- ◆ Build confidence, empathy and teamwork by participating in barn routines and caring for animals alongside friends
- ◆ Develop early life skills such as responsibility, patience and problem-solving
- ◆ Establish a special bond with horses, learning respect, trust and connection

## Overnight

Overnights are spent in Friendship Lodge, a fully welcoming and accommodating facility with ramps and supportive bathrooms, ensuring all campers enjoy a safe, comfortable and inclusive experience. This session is open to all Girl Scouts, including those who may need physical or cognitive accommodations, so every camper can fully engage, learn and grow.

## Everything Equine <sup>B</sup>

### Friendship Lodge | \$550

This is the first year Girl Scouts can earn the Everything Equine patch! True equestrians know that becoming an expert starts from the ground up—before stepping into the saddle.

This progressive patch program develops well-rounded equestrians, beginning with the base Everything Equine patch and advancing into specialized rocker patches in equine STEM, health, communication, environment, and hippology. Participants can continue earning rocker patches through future summer camp sessions or individual troop, family or service unit year-round bookings (see the additional equine opportunities section below).





# Leadership Opportunities

## **CIT 1**

**June 14-19 | Friendship Lodge | \$500**

Step into leadership at Camp NOARK. Build counselor skills through hands-on mentoring with younger campers, practice communication and group management, and see how daily camp operations come together. Plan and co-lead simple activities with guidance from staff, learn safety basics and reflect with your cohort each day. There is still plenty of camp fun, from archery and the craft house to the challenge course and pool time.

## **Take Charge**

**June 14-19 | Daisy Patch | \$500**

Grow your leadership skills and complete training and hands-on hours toward the Program Aide pins. Work alongside younger groups, practice activity planning and behavior management, and strengthen communication through daily reflections with staff support. This session includes Safe Sitter certification and a Stop the Bleed class. Campers also enjoy classic camp fun, including archery, the challenge course and pool time.

## **Riding Rookie**

**Friendship Lodge | \$565**

Saddle up for leadership! The Riding Rookie program is designed for high school Girl Scouts in grades 10 through 12 who are confident around horses and ready to take on leadership responsibilities in the barn. This session is ideal for those interested in serving as barn assistants—whether at Camp NOARK or with other equine programs—and gaining hands-on experience in equine care and large animal management.

### **Riding Rookies will:**

- ◆ Assist the equine staff with Level 1 ground lessons, serving as role models for younger riders while mentoring and guiding them through barn activities.
- ◆ Advance their own horsemanship through mounted lessons and an educational equine field trip that grows both skill and confidence.
- ◆ Build life skills such as responsibility, teamwork, critical thinking and sound judgment while gaining hands-on experience alongside equine staff.

**NOTE:** Riding Rookie participants are also enrolled in CIT I (Counselor in Training I) while participating in the program. Riding Rookies II are enrolled in CIT II. This dual enrollment provides structured leadership training, hands-on mentoring experience and the opportunity to guide younger campers while developing their own skills.

## **New this year!**

Ambassador Girl Scouts can earn a certificate of completion and letter of recommendation after completing three years in the Riding Rookie program. These credentials support their continued journey in the equine industry—whether with Girl Scouts or beyond.



## Equine Program at Summer Camp

Saddle up for adventure! Camp NOARK invites Girl Scouts in second through 12th grades to experience the joy of horsemanship, teamwork and personal growth. Whether your camper is brand new to horses, curious about learning from the ground or ready to build advanced riding skills, our sessions offer something for everyone.

Each program combines hands-on learning with opportunities to connect with horses, grow confidence and make new friends. Girls discover what it means to trust, communicate and care for another living being—all while having a ton of fun in the great outdoors.

### Additional physical requirements for mounted lessons

An additional physical exam is required for campers participating in mounted riding lessons. Riding and barn activities call for balance, coordination and stamina.


The **Little Mane Masters** and **Everything Equine** programs (Session Five: July 5–9) focus on ground lessons and do not require an additional physical exam.

### What to Expect:

- ◆ Ground-based horsemanship and, when applicable, mounted lessons in Western riding
- ◆ CHA-certified instructors and lesson horses matched to each rider's level
- ◆ Small group sizes for personalized attention
- ◆ A focus on teamwork, responsibility and horse care
- ◆ Boots, helmets and tack provided

### What to bring:

Campers should wear durable, fitted jeans that allow free movement and protect their legs while riding or handling horses. Please avoid jeans that are baggy or overly stretchy.



# Day Camps

## Equine Day Camps

Day camps at Camp NOARK are perfect for bite-sized horse fun (not overnight). Families and troops may also book a facility rental for an extended experience.

- ◆ Stirrups & Strength | Spring Break Day Camp | March 23-26
- ◆ Little Boots | Equine Summer Day Camp | July 28-29

### Family Days:

**CANCELLED**

- ◆ Fun for the whole family | Dec. 10
- ◆ Holiday at the Barn | Dec. 13
- ◆ MLK Day of Service: Lead with Kindness | Jan. 17
- ◆ Love for Horses | Feb. 14
- ◆ Horse Powered: A family STEM experience | Aug. 15

### Year-round Programming:

- ◆ Equine lessons are offered year-round (excluding May-August) to Girl Scout families, troops and service units
- ◆ Visit our website or email [info@girlscoutsdiamonds.org](mailto:info@girlscoutsdiamonds.org) to learn more and book your equine experience
- ◆ Facility rentals are also available year-round—perfect for extending your camp experience or supporting long-distance travel needs

## 2026 STEAM Day Camp: Camp Innovate

Curiosity powers every moment at Camp Innovate! Throughout the week, campers will dive into bubbling science experiments, design creative art projects with a STEAM twist, and tackle engineering challenges such as bridge building, marble runs and balloon-powered cars. They will test the power of the sun with solar ovens, explore circuits that light up or buzz, and bring technology to life through coding games and playful robotics.

Alongside all this hands-on discovery, girls will enjoy classic camp traditions—songs, crafts, outdoor fun and plenty of time with new friends. A week where imagination and innovation shine together!

### Cost:

\$250

### Levels:

**D B J** and Program Aide opportunities for Cadettes

### Location:

- ◆ Midwest | Burnham Woods | July 20-24
- ◆ Northwest | Rogers | July 27-31



# Getting Ready for Camp

- ◆ Make an appointment for your camper's physical well-in-advance of camp.
- ◆ Submit health history and camp forms ahead of time digitally through CampDoc.com, a secure and easy-to-use electronic health record system for camps.
- ◆ Attend a Camp Info Session with your camper. Meet the program director and get questions answered.
- ◆ Make your final payment for your camper's session no later than 2 weeks prior to the session start date.
- ◆ Review the CampDoc Participation Agreement and talk to your camper about what to do if she has any concerns or issues.
- ◆ Talk to your camper about taking responsibility for herself and her belongings. Remind her to drink plenty of water, change her clothes regularly, and wear sunscreen! Staff will also remind the campers regularly.
- ◆ Make sure you have clearly labeled your camper's bags, and she knows what her bags look like. Better yet, have your camper pack her own bag. Campers who pack their own bags are better prepared and less likely to get homesick because they know what they have brought to camp.
- ◆ Discuss her expectations for camp. Tell her she will have fun and get to try new things. Speak with her about your own memories from camp!
- ◆ Check your camper for unexpected head lice before she comes to camp. Every camper has a head lice exam at check in. Campers with head lice cannot attend camp and there is no refund for the camp fees. Avoid this by examining her yourself, several times in the weeks leading up to camp. If you do find signs of lice, please treat with a medicated shampoo intended for head lice and follow directions carefully.
- ◆ Tell her you will miss her, and that you expect her to have a wonderful time and are looking forward to learning all about her camp experiences when she returns. Please do not give her the option of calling you (it is not an option) or coming home early; this almost guarantees homesickness. Should there be an issue, the camp staff will contact you. You can use Bunk1 and send letters to your camper or bring letters at check-in to be given to your camper daily.



# Helpful Packing Tips

- ◆ Campers who pack their own bags are better prepared and less likely to get homesick. They will know what they have packed, where it is, and how to repack when it is time to go home.
- ◆ Please pack comfortable play clothes. Campers will play and be active. All campers must have closed toed shoes that fit.
- ◆ Mark everything with your camper's full name. This helps us return items if they are left behind. Lost and found items will be available to pick up at checkout. Any items not claimed at check out and not identifiable to a camper will be donated the following Monday.
- ◆ Make your camper's bag easily identifiable to help her find it.
- ◆ Use the packing list as a guide. Much of what your camper packs will depend on her personal habits.
- ◆ Please do not feel obligated to purchase items. Be creative and substitute anything that will fill the need.



**HELPFUL HINT:** Pack each day's outfit in a gallon size zipper bag (shorts, shirt, socks, underwear) to make it easy for your camper to get dressed.

## PACKING LIST

### *Clothing Items*

*(One per day plus an extra)*

- Shorts
- Jeans/pants (If registered for an equine session)
- Shirts
- Socks, underwear, bras
- 2 pairs of closed toe shoes
- 2 summer pajamas
- Hat
- Bandana
- Jacket/hoodie
- Swimsuit
- Poncho/rain jacket

### *Optional*

- Stationary w/stamped envelopes
- Turtle time activity
- Comfort item (stuffed animal or blanket)
- Neck fan

### *Toiletry Items*

- Shampoo/conditioner
- Body wash
- Sunscreen
- Lip balm
- Hairbrush/hair ties
- Toothbrush/toothpaste
- Deodorant
- Shower shoes
- Shower caddy
- Period products

### *Other Items*

- Twin size sheets/pillow
- Sleeping bag/blanket
- Sturdy water bottle
- Backpack
- Bug spray
- Flashlight or headlamp

## **DO NOT BRING:**

- ◆ Food, gum, candy, soda, drink mixes
- ◆ Jewelry
- ◆ Valuables
- ◆ Electronics
- ◆ Hair dryer/curling iron
- ◆ Money

## **Zero Tolerance Policy:**

Camp NOARK maintains a strict, zero-tolerance policy for the following:

- ◆ Possession of drugs, alcohol, tobacco, vapes, etc.
- ◆ Physical aggression or behavior that puts other campers in harm's way.
- ◆ Camper possession of electronic devices.

## **Required Gear Policy**

Missing essentials (bedding, appropriate footwear, or clothing) will be provided by Camp NOARK as needed. The cost of these items will be charged to the camper's account.

# Transportation

Van transportation is available for a \$65 round trip fee. You will be billed through Square invoice. Payments must be completed the Thursday prior to your camper's session.

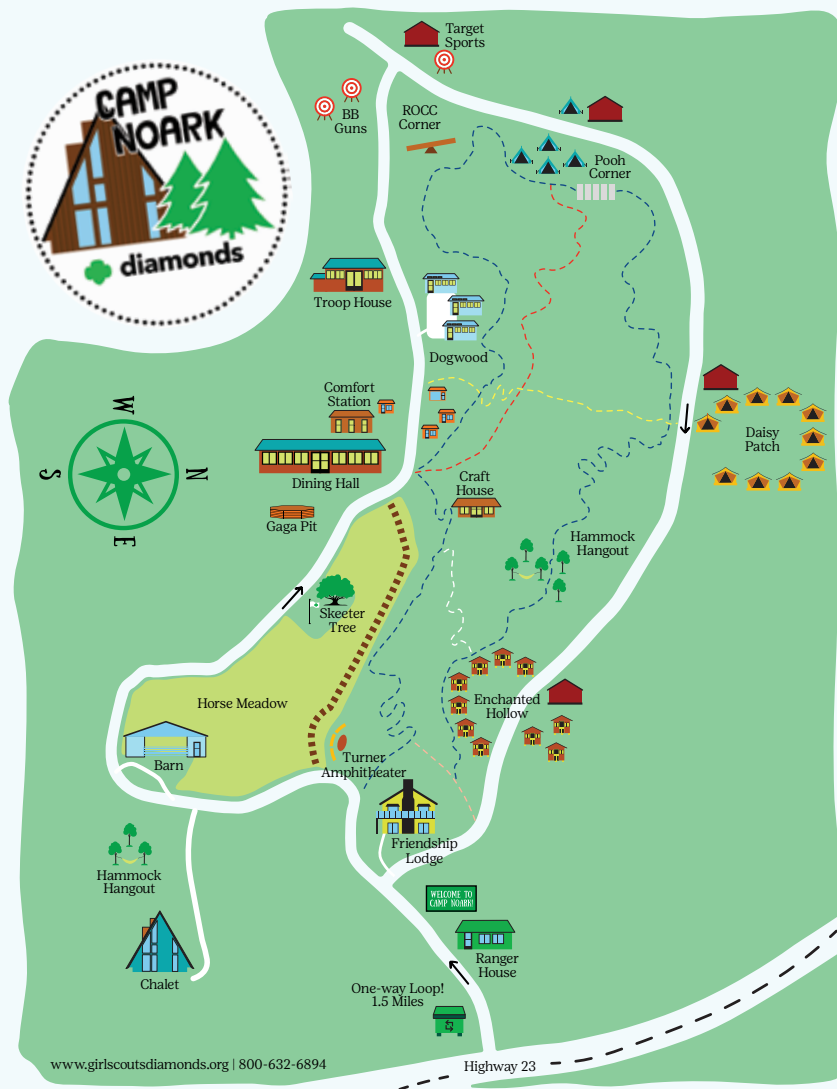
## Timing

Your camper needs to be at the Little Rock Girl Scout office no later than 11:30am on the Sunday of their session. The van will leave at 12pm. Temperature checks and lice checks will be done before loading the vehicle. The van will arrive back at Merrill Drive by 4pm on the Friday of their session.

If van return is delayed, caregivers will be notified via the Remind app. Join the remind code @2026camp.

## Registration Dates and Signup Link

Registration for transportation will open January 12. You must register for transportation 2 weeks prior to the camper's arrival date. Transportation is not available for Troop Camp.



## Directions to Camp

**250 County Road 8580  
Huntsville, AR 72740**

For the most reliable directions, choose Google maps over Apple maps. Please let us know if you have any specific questions about getting to camp.

There will be a staff member to greet you at the gate and give you further instructions. The speed limit on camp property is 15 mph.

## Weather

Camper safety is our priority. Our camp administrative staff stay weather informed. Rest assured; we have comprehensive severe weather action plans in place and Camp NOARK is equipped with space for all campers and staff to shelter in place should the need arise. In the event of inclement weather, activities may be modified to ensure the safety of our campers.

# Financial Information

## Payment Plans

You can set up a payment plan to pay off your registration balance. All payment plans must be paid by June 7.

## Deposits and Fees

A \$50 non-refundable deposit per session is due with each registration. The deposit serves as the first payment of the total camp fee. Deposits must be made through the registration system. If a registration balance is left on an account, the balance must be paid at check in. You must register by May 15 to receive the camp t-shirt for free. As of May 16, all campers will pay an additional \$15 for their shirt at time of registration. Registration closes the Friday prior to the chosen session start date.

## Refund Policy

A refund of camp fees, including Diamonds Dollars, excluding the \$50 deposit and membership fee, will be given for cancellations made by May 10. Camper fees will not be refunded if a camper leaves due to homesickness, illness or misconduct. Camper fees will not be refunded if camper arrives with head lice or a temperature greater than 99 degrees. Camperships are not refundable. **Sessions not canceled by the posted deadline will be billed in full. No-shows occupy space that could be offered to another camper.**



## “Camperships” to Camp

### What is a “campership”?

Camperships are scholarships funded by the generosity of donors who contribute to our campership fund each year. Our goal is to make camp a possibility for all girls. Financial difficulties should never be the reason a girl can't experience the life-changing lessons found at camp.

### How much can we apply for?

First-time applicants may apply for up to 100% of the cost of the camp session, less the \$50 deposit. Second-time applicants may apply for up to 75% of the cost of the camp session, less the \$50 deposit. Third-time applicants can apply for up to 50% of the cost of the camp session, less the \$50 deposit. Priority will be given to first-time applicants.

### How do I apply for camperships?

You must register for camp and pay the \$50 deposit, then complete the registration form online.

### When is the deadline to apply?

Campership applications open January 12, 2026, and all applications are due by February 27.

**More Info?** Email [camp@girlscoutsdiamonds.org](mailto:camp@girlscoutsdiamonds.org)

### How do I know if we receive a campership?

Camperships will be applied to accounts by March 6. Should funds remain after the initial awards, a second application window will begin on March 23 and continue until the campership fund is depleted.

### How can I contribute to camperships?

Camperships do not exist without the generosity of our donors. If your family is interested in donating to camperships to make camp a reality for a sister Girl Scout, please email [funddevelopment@girlscoutsdiamonds.org](mailto:funddevelopment@girlscoutsdiamonds.org) or visit [girlscoutsdiamonds.org/give](http://girlscoutsdiamonds.org/give) to donate directly to the campership fund.

# Cookies to Camp

## Want to earn a week at camp!?

Girl Scouts have the opportunity to earn a week of camp by participating in the 2026 Cookie Program and selling 3,000 packages of cookies. Troops must opt-in to rewards for Girl Scouts to qualify.

### Financials/Paying for Camp

Girl Scouts - Diamonds encourages Girl Scouts to participate in product programs and select Traditional Diamonds Dollars as a reward to help cover camp fees. Girl Scouts can apply Traditional Diamonds Dollars earned through the 2024 Fall Product Program and the 2025 Cookie Program toward 2026 camp fees, excluding the deposit.

Traditional Diamonds Dollars earned during these programs expire on June 30, 2026, and must be applied toward camp balances before that date. To apply these funds to a Girl Scout's camp fee balance, call or visit the Diamonds retail shop to process payment.

Cookies Sold	Amount Earned
200+ boxes	\$5
300+ boxes	\$10
400+ boxes	\$15
500+ boxes	\$20
600+ boxes	\$25
750+ boxes	\$35
1000+ boxes	\$50
1250+ boxes	\$75
1500+ boxes	\$100
<b>Total Possible Earned:</b>	<b>\$335</b>

## How much can you earn?

Begin planning for the 2026 camp season now! Diamonds Dollars earned during the 2025 Cookie Program and 2024 Fall Product Program can be applied to 2026 camp registrations. Girl Scouts can select Diamonds Dollars as their preferred reward choice at as many levels as they choose. Diamonds Dollars are cumulative, refer to the chart to learn how much you can earn!



# FAQs

## Who can attend Girl Scout summer camp?

Summer camp is open to all campers in grades K-12. Each session has grade requirements which must be met to prioritize the health, safety and well-being of all campers.

## My camper is not a Girl Scout member but would like to attend camp. Can they attend and are there additional fees?

Yes, Girl Scout camps are open to all. Campers who are not members of Girl Scouts will pay an additional \$91 for their membership. This membership expires September 30, 2027

## When does Girl Scout summer camp registration open?

Registration opens January 12, 2026, at 9am. Be on the lookout for a **SPECIAL SALE** starting November 28!

## Can campers attend with a friend?

Yes! Buddies must be in the same age group and register for the same session.

## How is my child safe?

Your camper's safety is our number one priority. We follow state licensing, ACA accreditation, and Girl Scout safety standards which include, but are not limited to:

- ◆ Background checks for all adult camp staff and volunteers.
- ◆ Certified lifeguards, health supervisors, and high-risk activity instructors.
- ◆ Training for all staff and volunteers to prioritize your camper's physical and emotional wellbeing.

## Can campers bring a cell phone?

No. Our camps are unplugged to let campers connect with nature, others, and themselves. The camp director will contact caregivers if a camper has a medical problem, is excessively homesick, or has an emergency.

## Is my camper ready for camp?

Yes! At both day and overnight camps, campers will be paired with others their own age and participate in activities appropriate for their level of camp experience. They will create memories that will last a lifetime and stories they will look forward to sharing with you. If you are considering camp for the first time, try Troop Camp or Mini-Camp options.

## Why is equine programming more than regular programming?

There is a per day barn fee added to each equine camp session to support the equine program, which is costly to operate.

## Who are the camp staff and volunteers?

We select talented, experienced and caring adults to serve as role models and caretakers. They are selected because they have a genuine desire to work with campers and are trained in areas such as first aid/ CPR, emergency procedures, child development, mental/ behavioral health, working through homesickness, team building and more.

## What certifications do staff have?

- ◆ Youth Mental Health First Aid, CPR/First Aid, various activity certifications including Archery, Lifeguard, Low Ropes, BB gun, Hatchet and Knife Throwing, etc.
- ◆ Kitchen staff is ServSafe certified.
- ◆ Girl Scouts - Diamonds Program Director is a Certified Camp Director with ACA, is a SERVSAFE Manager and F.A.R.E. certified and is Wilderness First Aid certified.
- ◆ Equine Coordinator is a Certified Horsemanship Association instructor.

# Parent to Camper Communication

Campers absolutely adore receiving mail! We highly recommend sending daily messages to your camper. When sending letters, please ensure they are upbeat, positive, and encouraging for all campers.

Campers also enjoy sending mail themselves. We suggest providing pre-stamped envelopes with your camper so they can share their camp experiences with you. Please be aware that mail delivery may be slow, and you may not receive letters while your camper is at camp.

Our continued partnership with Bunk1 allows you to view photos of your camper (for free), and, for an additional fee, 'Bunk Notes' can be sent to your camper throughout her session. Bunk1 makes it easy to communicate with your camper! Using a secure login, you'll be able to send a "Bunk Note" to your camper by 10am CST, and it will be delivered with the day's mail. Please pay close attention to the cutoff times to ensure delivery on the last day of camp. Please note this is a one-way email process. Your camper will not be able to reply via email.



**NOTE:** If you have not given permission for your camper to be photographed, she will be given a green, tie-dye silicone bracelet to wear the entirety of the week at camp. Photos of your camper will be uploaded to Bunk1 so you can access them. Our intent is not to use these photos for any other purpose by the Girl Scouts – Diamonds communications team or other staff, so long as your camper and/or the bracelet are identifiable so the photos can be removed. We are happy to discuss specifics with you before camp or when you check in with your camper.



# When Your Camper Goes to Camp

## Council Transportation

The camp experience can begin on the van ride to Camp NOARK! We encourage parents/guardians to allow their camper to ride the van from the regional office. It's a great way to make new friends and camp memories!

## Self-Transportation

Your camp experience begins the second you depart for Camp NOARK! Be excited for your camper!



## Check-in

Check-in is Sunday, 3-4pm. Please do not arrive early. Early arrivals will not be admitted into Camp NOARK. The speed limit on camp is 15mph. You will be directed to the Dining Hall to begin check-in.

**When you arrive at the Dining Hall, you will visit each of the following stations:**

### STATION 1: CAMPER CHECK-IN

- ◆ Check-in is processed by the camper's **LAST NAME**. We will verify the completion of the camper's digital paperwork. Any paperwork that is missing must be turned in or completed prior to leaving this station.

### STATION 2: HEALTH PROCESSING

- ◆ Check in with the camp health staff to turn in all over-the-counter and prescription medications.
- ◆ Any prescription medication, over-the-counter medication, supplements, or vitamins must be given to the nurse for distribution in the original bottle/container.
- ◆ All medication must be accurately reported in CampDoc by the caregiver, including supplements, vitamins, and over-the-counter medications.

- ◆ Prescription medication cannot be administered in dosages outside of the label scope. If you require alternate delivery of medications, please ask your doctor to resubmit the prescription so the bottle matches the requested administration. We are legally obligated to administer medication only as prescribed.
- ◆ Any special circumstances surrounding medical conditions or behaviors must be documented in CampDoc and the camper must check in with the health staff.
- ◆ NO supplements or medications, over-the-counter or prescription, can be in the camper's possession.
- ◆ Campers with inhalers and EpiPens can carry them as directed/needed AFTER being checked in with the camp health staff.

### STATION 3: HEAD LICE

- ◆ Every camper will receive a head lice examination. Please know hair will be taken down to allow for proper head checks.
- ◆ Any camper presenting with head lice will not be permitted to attend camp. Please note there are no refunds for this situation.

## STATION 4: DIETARY VERIFICATION

- ◆ Any camper with dietary restrictions or allergies must speak to the kitchen manager at check-in. This ensures that your camper begins a relationship with the kitchen manager and learns any special procedures to accommodate their dietary needs.

## STATION 5: MAIL/CARE PACKAGE

- ◆ Families are encouraged to communicate with campers. There are multiple ways to do so. You can bring letters, cards or care packages to camp, or you can use Bunk1 to send camper letters. Each session is broken out by units. Every unit will have a mail bucket.
- ◆ Drop any camper mail or packages into the appropriate unit mail bucket.
- ◆ Ensure camper mail/care packages are labeled with the camper's name, unit, and day of delivery.

- ◆ **Note:** Sunday mail is given to campers after dinner. Monday-Thursday mail is given after lunch during turtle time. There is no mail delivery on Friday.
- ◆ Please make sure your camper understands any mail they send back to you will not likely reach home prior to their arrival back home. They are not able to access electronics to email or text.

## STATION 6: TRADING POST

- ◆ Need a camp care package? Visit the Trading Post.
- ◆ The Camp NOARK Trading Post has lots of incredible merchandise for campers to use throughout the week of camp or to have a way to remember their week at camp in the future.
- ◆ The Trading Post is only open during drop off and pick up.
- ◆ **NEW!** Diamonds Dollars are eligible to be spent at the Trading Post.

## Time to Drop Off!

All campers will be dropped off in their unit.


Parents are encouraged to assist campers in unloading their items and transporting them to their lodging area to meet the staff.

To ensure a seamless integration into their unit, we ask that parents do not stay in the unit longer than 10 minutes.

For the safety of all campers, we request that all cars be off the property by 4:30pm, as gates will be closed and locked at this time.

## WHAT HAPPENS NEXT?

- ◆ Your camper will spend Sunday afternoon and evening playing fun games to get to know their fellow campers.
- ◆ Your camper will tie-dye their 2026 Summer Camp shirt.
- ◆ Dinner is at 6pm followed by games on the lawn and an all-camp campfire to go over important information.
- ◆ All campers will be snug as a bug in bed by 10pm with staff standing-by to ensure a seamless bedtime transition.



# When Your Camper Comes Home

## How to Pick Up Your Camper

Check out is Friday morning. The gate will be unlocked promptly at 10:30am. Come into Camp NOARK and turn right to park near the Friendship Lodge. There will be camp staff to help direct traffic. All campers will be gathered at the Friendship Lodge. The entire camp will sing songs while parents gather for pick up.

### STEP 1: SIGN OUT

- ◆ Locate your camper's unit lead. You must be an authorized check-out person to leave with a camper. Sign the check-out sheet for your camper.

### STEP 2: PHOTOS!

- ◆ Did your camper make new friends? Did they love their counselors? Make sure to get pictures before you leave Camp NOARK to help capture the memories.

### STEP 3: MEDICATIONS

- ◆ Visit the camp health staff to grab any medications or vitamins.
- ◆ Ensure your camper's EpiPen and/or inhaler are in your possession prior to leaving camp.



### STEP 4: LOST AND FOUND

- ◆ Visit the lost and found area at the Dining Hall to ensure your camper makes it home with their belongings.
- ◆ Any items not claimed by the Monday following your camper's session will be donated.

### STEP 5: LUGGAGE

- ◆ You will travel around Camp NOARK to your camper's lodging to pick up their luggage from their unit shelter.

### STEP 6: TRADING POST

- ◆ Located at the Dining Hall, make sure to visit the Camp NOARK Trading Post before hitting the road!

### There are NO LATE CHECK-OUTS.

Please make sure to adhere to the check-out schedule to ensure a smooth departure for all campers.



# Are You a Champion for Girls?



We're looking for enthusiastic individuals to help them try new things, seek adventure and make memories.

Camp NOARK is located in Huntsville, AR, and is approximately 45 minutes from U of A – Fayetteville

## Positions Include:

- ◆ Assistant Director
- ◆ Unit Counselors
- ◆ Unit Leads
- ◆ Business Manager
- ◆ Arts and Crafts Specialists
- ◆ Nurses
- ◆ Health Aides
- ◆ Cooks
- ◆ Kitchen Aides




## Apply Now!

[GirlScoutsDiamonds.org/Jobs](http://GirlScoutsDiamonds.org/Jobs)

## Questions?

Email [camp@girlscoutsdiamonds.org](mailto:camp@girlscoutsdiamonds.org)

**girl scouts**   
diamonds of arkansas,  
oklahoma and texas

# Save the Date



## Cookie Palooza | Jan. 10

Get ready for a day that's fierce, brave, and fun at Cookie Palooza 2026. This exciting event invites Girl Scouts from across the entire Diamonds Council to come together and kick off cookie season with confidence.



## Museum of Discovery | Feb. 7

Join us for Family Fun Night at the Museum of Discovery. Girl Scouts and their families will enjoy live science demonstrations, hands-on exhibits, critter encounters, and more.

## Little Camp on the Prairie | May 1-3

Discover homestead skills and camp favorites in a day or weekend of fun! Enjoy archery, equine, jelly making, bread and butter, leathercraft, plant ID, lashing, crochet, and classic camp adventures at Little Camp on the Prairie.





Have the summer of a  
lifetime at Camp NOARK!



## Camp Registration is open!

From spending a relaxing week in nature with your besties, to diving into the world of outdoor survival skills, there's a summer camp session for everyone!

## Not a Girl Scout? Not a problem!\*

You can add the cost of membership to your registration.

## Questions?

Email [camp@girlscoutsdiamonds.org](mailto:camp@girlscoutsdiamonds.org)

\*Girl Scout membership is \$91. While we hope your girl will want to continue her involvement with Girl Scouts after camp, she does not need to be active or a member of a troop to participate in camp.

